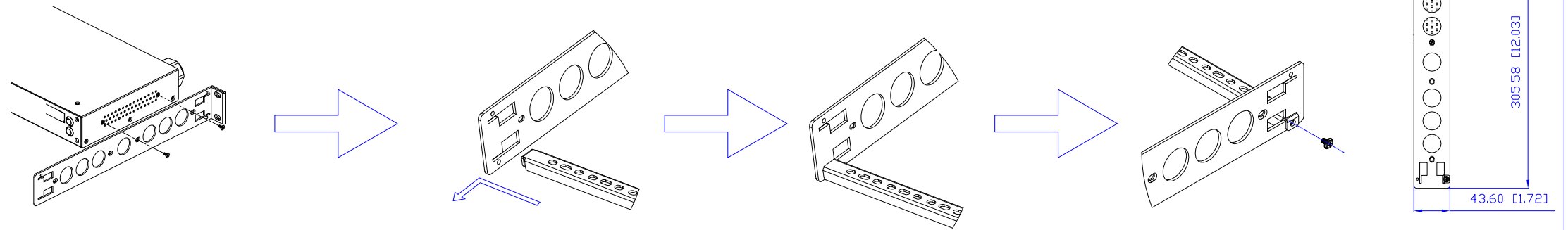


NEMA L6-30P

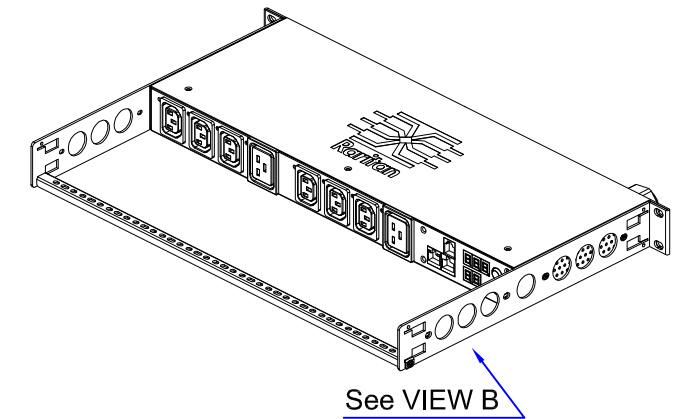
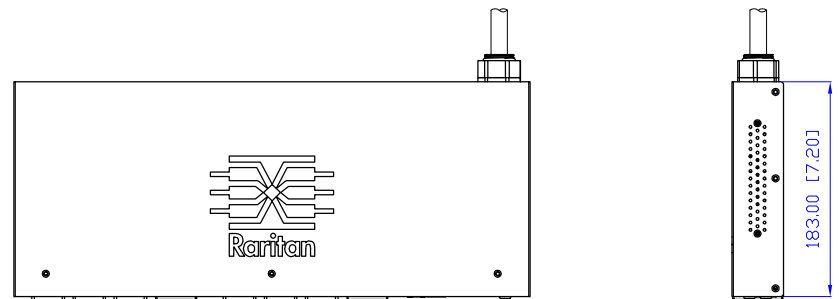


NEMA L6-30P

Rear

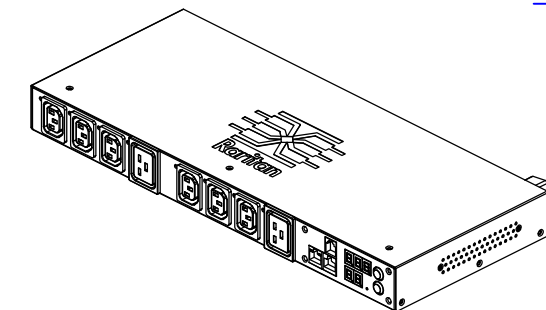
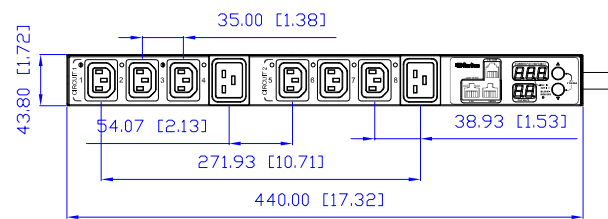


See VIEW A



See VIEW B

Front



NOTES:

1.ALL DIMENSIONS ARE MILLMETERS[INCHES].



DRAWN : Eva	Mar.04 2009
ENGINEER: Sam	Mar.04 2009
APPROVED: Kevin_C	Mar.04 2009



PROJECTION
THIRD ANGLE

DO NOT SCALE DRAWING

SHEET 1 OF 1

THIS DRAWING AND SPECIFICATIONS HEREIN ARE THE PROPERTY OF Raritan, Inc. AND SHALL NOT BE COPIED, REPRODUCED OR USED, IN WHOLE OR IN PART, AS THE BASIS FOR THE MANUFACTURE OR SALE OF ITEMS WITHOUT WRITTEN PERMISSION FROM Raritan, Inc. THIS DRAWING IS BASED UPON LATEST AVAILABLE INFORMATION AND IS SUBJECT TO CHANGE WITHOUT NOTICE..

TITLE:
iPDU Zero U,
Single Phase, 30A/208V
Input: NEMA L6-30,
Output (6) IEC320 C13 (2) IEC320 C19

DWG NO.

MPX-5198

REV.
B