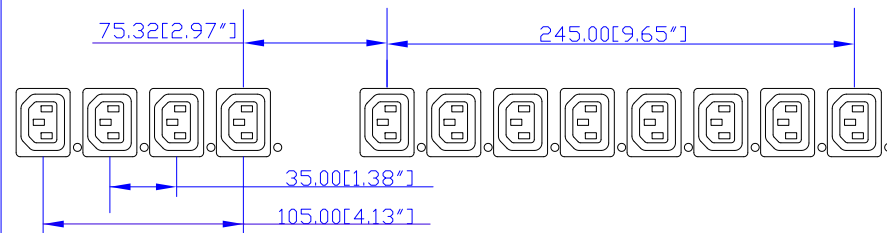
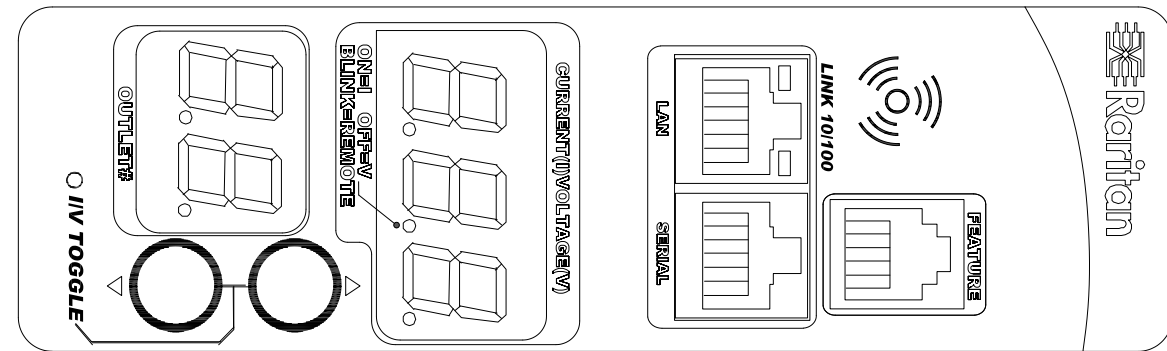


NEMA L6-30P

VIEW A

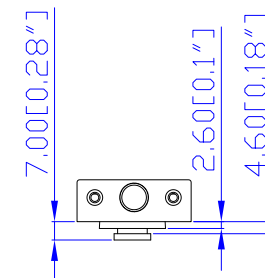


VIEW B

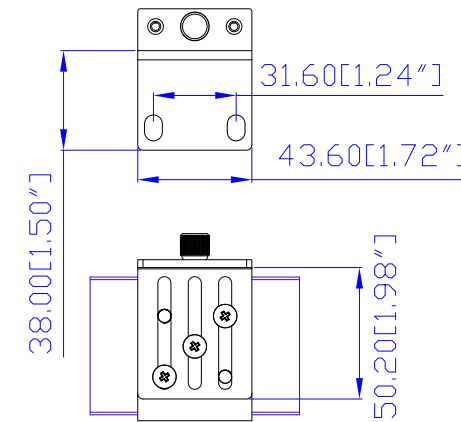


VIEW C

Option 1.

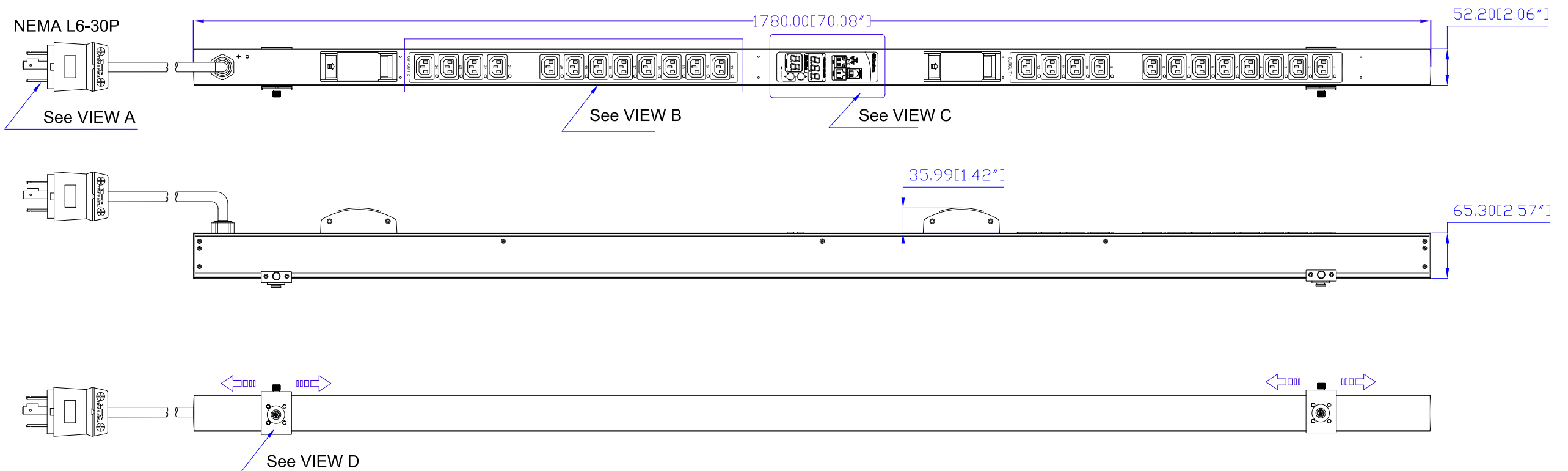
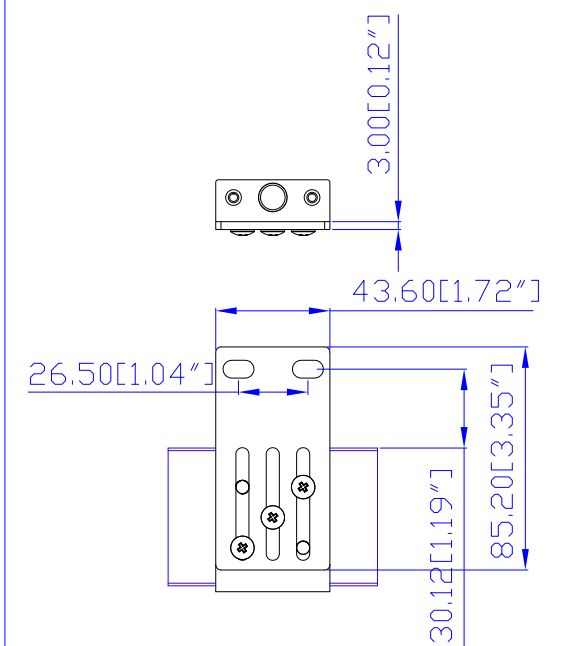


Option 2.



VIEW D

Option 3.

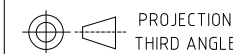


NOTES:

1. ALL DIMENSIONS ARE MILLIMETERS [INCHES].



DRAWN : EVA Lin	Nov. 13, 2009
ENGINEER: Kevin_L	Nov. 13, 2009
APPROVED: Kevin_C	Nov. 13, 2009



DO NOT SCALE DRAWING  
SHEET 1 OF 1  
THIS DRAWING AND SPECIFICATIONS HEREIN ARE THE PROPERTY OF RARITAN, INC. AND SHALL NOT BE COPIED, REPRODUCED OR USED, IN WHOLE OR IN PART, AS THE BASIS FOR THE MANUFACTURE OR SALE OF ITEMS WITHOUT WRITTEN PERMISSION FROM RARITAN, INC. THIS DRAWING IS BASED UPON LATEST AVAILABLE INFORMATION AND IS SUBJECT TO CHANGE WITHOUT NOTICE.

TITLE: iPDU Zero U,  
Single Phase, 24A/200-240V,  
Input: NEMA L6-30P,  
Output: (24) IEC320 C13

DWG NO. **MPX-5496 & MPX-4496** REV. **A**